

City of Cranston

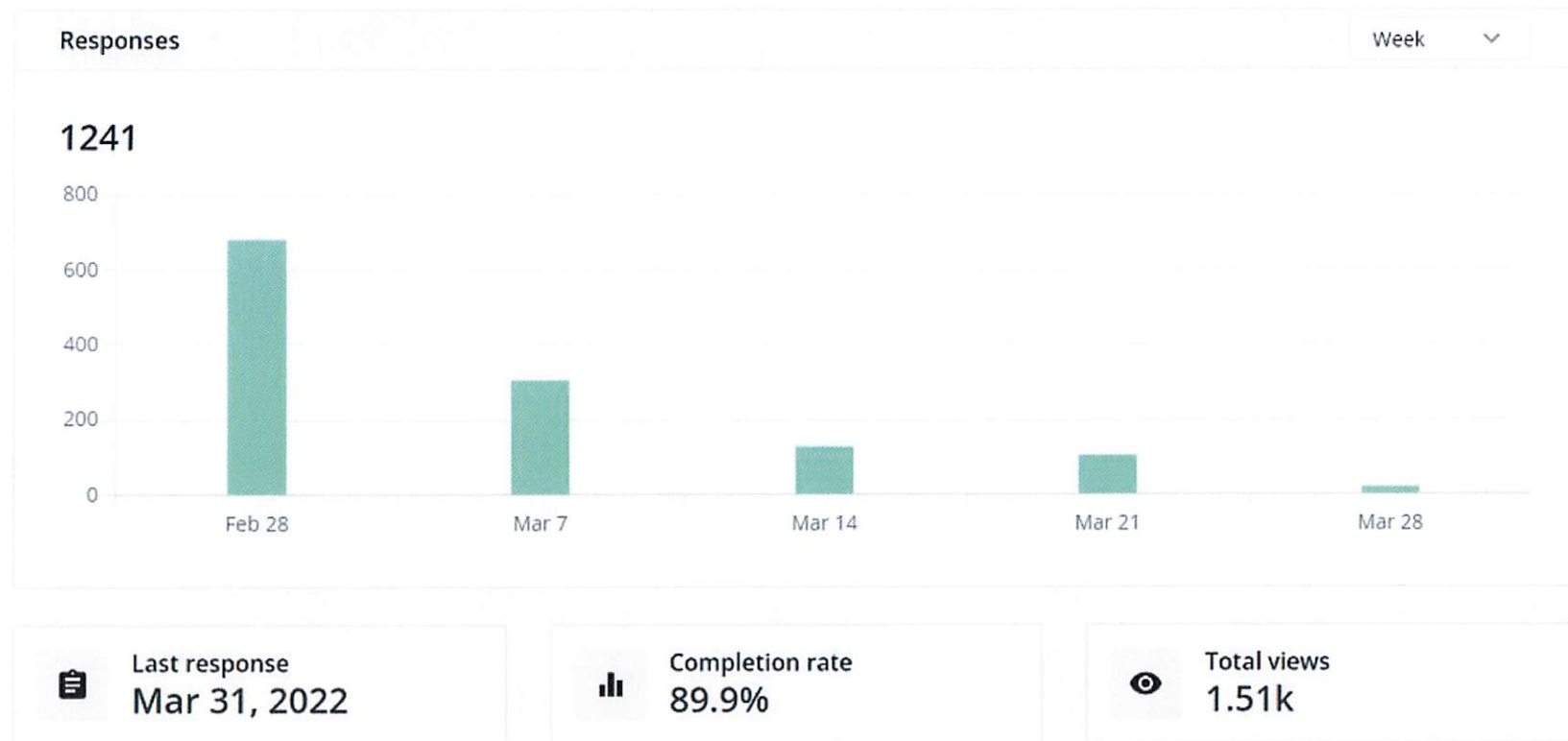
ARPA SURVEY RESULTS

2022

METHODOLOGY

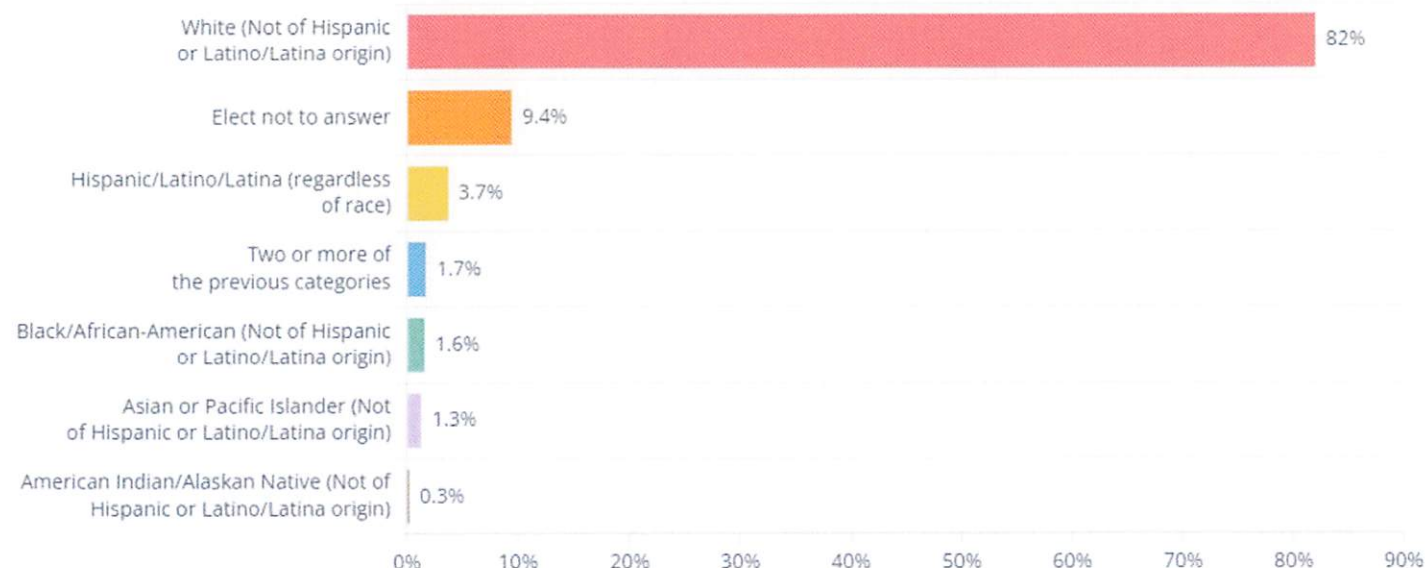
The survey was created by the Cranston City Council using the Survicate service. It was disseminated online over various social media and communications channels from Council members, the administration and other city agencies. The survey was available in an English version and a Spanish version. The English version received 1241 total responses and the Spanish version received 3 total responses.

RESPONSES: 1241 TOTAL RESPONSES



RACE & ETHNICITY OF RESPONDENTS

Please select the race or ethnicity with which you most closely identify:

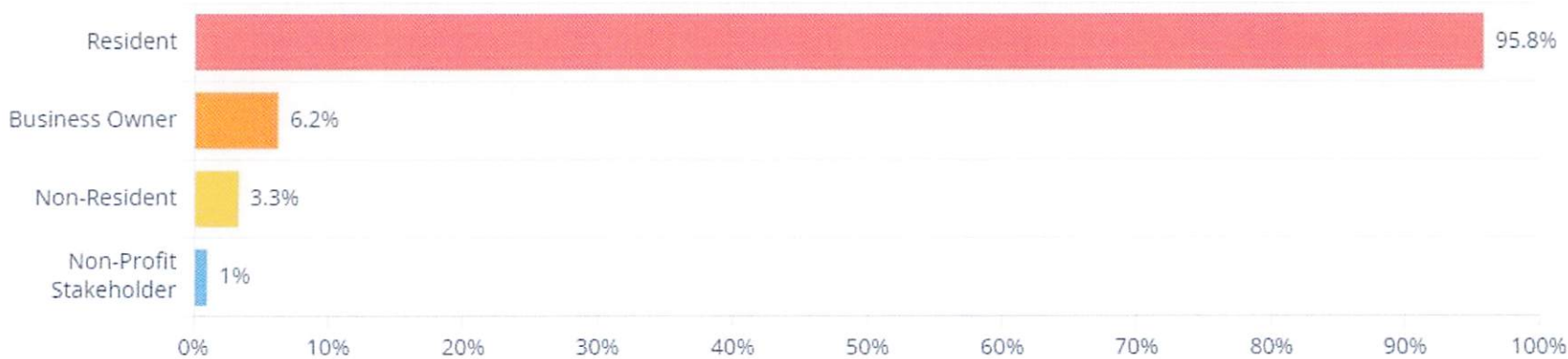


Answers

■ White (Not of Hispanic or Latino/Latina origin)	82%	975 responses
■ Elect not to answer	9.4%	112 responses
■ Hispanic/Latino/Latina (regardless of race)	3.7%	44 responses
■ Two or more of the previous categories	1.7%	20 responses
■ Black/African-American (Not of Hispanic or Latino/Latina origin)	1.6%	19 responses
■ Asian or Pacific Islander (Not of Hispanic or Latino/Latina origin)	1.3%	16 responses
■ American Indian/Alaskan Native (Not of Hispanic or Latino/Latina origin)	0.3%	4 responses

CONNECTION TO CRANSTON

What is your connection to Cranston? (Please check all that apply.)











Answers

<div></div> Resident	95.8%	1132 responses
<div></div> Business Owner	6.2%	74 responses
<div></div> Non-Resident	3.3%	40 responses
<div></div> Non-Profit Stakeholder	1%	12 responses

Total: 1181 responses

AGE OF RESPONDENTS

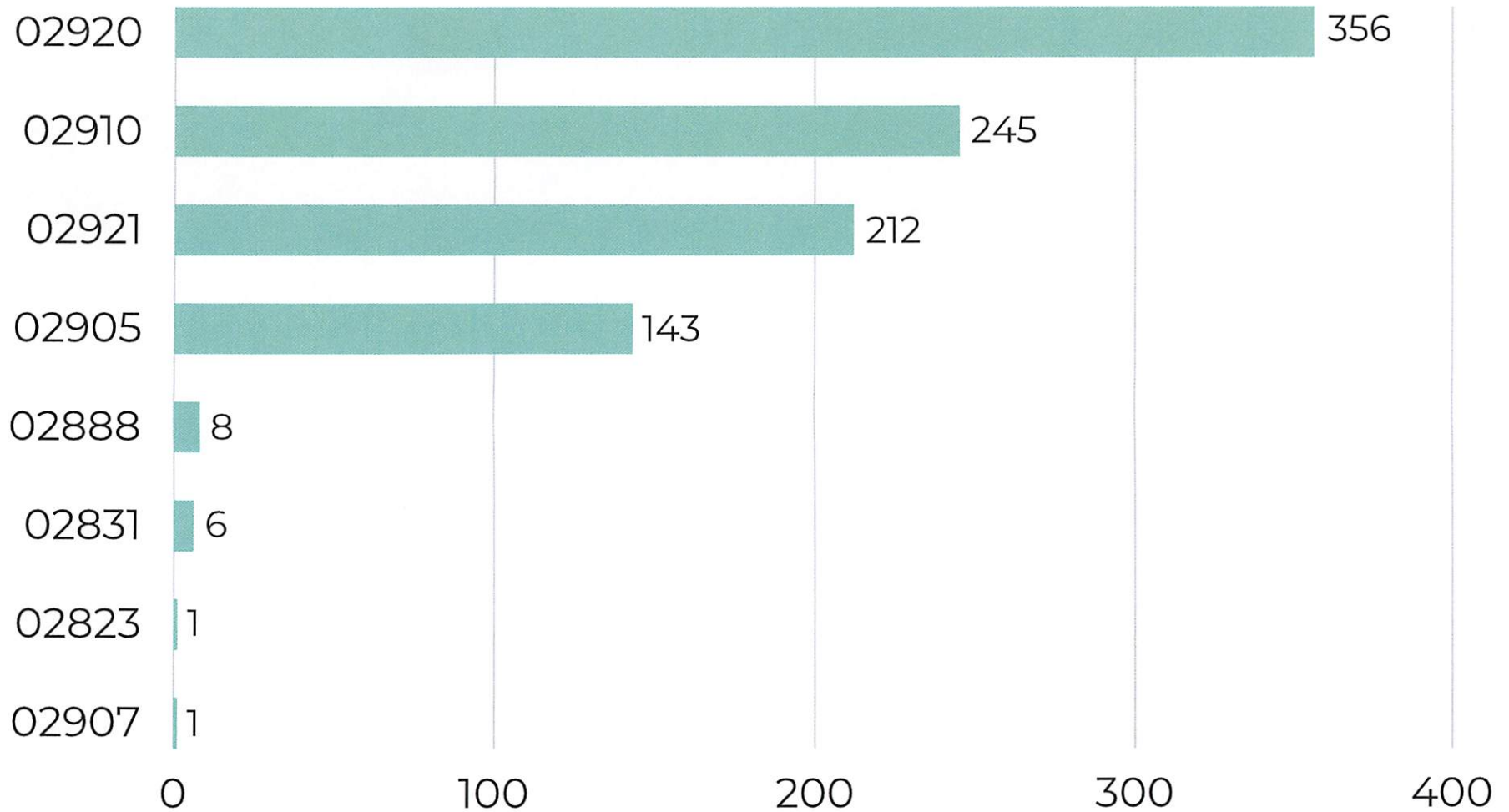
Answers

 40-49	27.1%	321 responses
 30-39	23.7%	279 responses
 50-59	19.8%	233 responses
 60-69	17.2%	204 responses
 70-79	6.1%	73 responses
 18-29	4.9%	57 responses
 Under 18	0.7%	8 responses
 80 and above	0.5%	7 responses












Total: 1182 responses

ZIP CODES OF RESPONDENTS

There were 1001 responses with zip codes. The following are Cranston zip codes:



TOP 3 COVID-19 RECOVERY-RELATED PRIORITIES YOU WOULD LIKE TO SEE FUNDED THROUGH ARPA

 City Infrastructure: Improve roads and sidewalks, improvements to City buildings, etc.	58.7%	584 responses
 Investments in parks, public plazas, and other public recreation spaces.	47.9%	477 responses
 Economic relief in the form of direct payments to tax payers.	42.6%	424 responses
 Affordable Housing: Provide assistance to families, households, and communities facing housing insecurities that were exacerbated by the COVID-19 crisis.	31.4%	313 responses
 Community Programs & Services: Mental health, domestic violence etc.	25.2%	251 responses
 Small Business Assistance: Addressing negative economic impacts of the pandemic to Cranston small businesses, commercial PPE reimbursement program, etc.	23.6%	235 responses
 Community health and wellness: Provide resources to meet health needs, care for those impacted by the pandemic, and/or offer services that address public health disparities, racial inequities, addressing climate change, etc.	22.6%	225 responses
 Water infrastructure: Improve access to clean drinking water, wastewater, and storm water infrastructure systems, etc.	18.7%	186 responses
 Assistance to non-profit organizations who aid individuals and industries affected by the COVID-19 pandemic.	9.1%	91 responses
 Aid to industries impacted by COVID-19 such as tourism, travel and hospitality.	7.2%	72 responses
 Broadband infrastructure and Internet access	6.6%	66 responses

Total: 994 responses

SPECIFIC IDEAS FOR ARPA FUNDS

Respondents were asked to submit any specific ideas or uses for ARPA funds. There were 337 responses with varying degrees of specificity. The responses were coded into topics. Here is a breakdown of the most frequently mentioned topics.

1- Parks & Recreation/Sports/Open Spaces

There were 80 responses having to do with improved public spaces in the city of Cranston. These ranged from improving our parks and sports fields, better public access to fields, more parks and open spaces. Some of the top themes mentioned were:

- Indoor sports & recreation center/sports complex (25)
- Purchasing land for open spaces such as the Mulligan's Golf site (7)
- Reopening Budlong Pool (8)

2- Schools

There were 57 responses specific to Cranston schools. These were predominantly concerned with improved infrastructure for the school buildings, improved ventilation & HVAC systems at the schools, programs to deal with learning loss during the pandemic and mental health resources for students.

3- Affordable Housing

There were 17 responses specifically about more affordable housing in Cranston.

4- Economic/Tax Relief

There were 13 responses that dealt with some type of economic or tax relief for the residents of Cranston.

5- Roads/sidewalks

There were 13 responses concerning repairing roads and sidewalks throughout the city.

Other top themes included: planting trees, climate change preparedness and sustainability, small business assistance, resiliency and energy efficiency of city buildings, water infrastructure, library funding, assistance to seniors, food insecurity, and public safety funding